Bharatmala Pariyojana Program Greenfield Corridor Status Update

Delhi - Mumbai Expressway

Delhi Mumbai expressway, 1,380 km eight lane greenfield expressway, being developed at a cost of 98,233 crores will be India's longest expressway.

Sections from Delhi – Jaipur (Dausa) – Lalsot (214 km) and Vadodara – Ankleshwar (100 km) are expected to be completed by Mar'22

The expressway is expected to be completed and open to public traffic by Mar'23

<u>Award and Completion Status of the Expressway</u>

State Level Summary (as of 11th November 2021)

State	Under Construction		Awarded - Not Appointed		Under Bidding		DPR Stage		Total		Completed (km)
	Length (km)	Total Capital Cost (INR Cr.)	Length (km)	Total Capital Cost (INR Cr.)	Length (km)	Total Capital Cost (INR Cr.)	Length (km)	Total Capital Cost (INR Cr.)	Length (km)	Total Capital Cost (INR Cr.)	
Delhi			9	1,881					9	1,881	-
Uttar Pradesh							30	1,231	30	1,231	-
Haryana	130	9,192							130	9,192	55
Rajasthan	374	16,657							374	16,657	137
Madhya Pradesh	245	11,183							245	11,183	110
Gujarat	188	15,150	235	20,026					423	35,176	87
Maharashtra			107	12,083	50	8,329	13	2,500	169	22,911	-
Grand Total	**936**	**52,182**	**351**	**33,990**	**50**	**8,329**	**43**	**3,731**	**1,380**	**98,233**	**389**

Status as of November 11th, 2021
(Length in km)

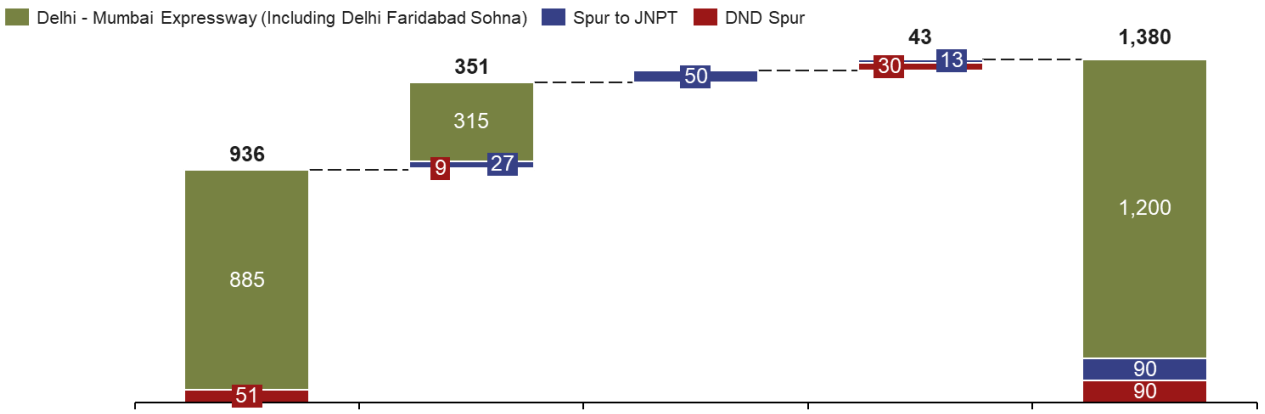

Number of Packages	Awarded - Under Construction	Awarded - Work to Commence	Under Bidding	DPR in Progress	Grand Total
D – M	34	12	-	-	**47**
JNPT Spur	-	1	3	1	**5**
DND Spur	2	1	-	1	**4**

Key Plan (Status as of November 11th, 2021)

Delhi - Vadodara Section (Including Delhi-Faridabad-Sohna)

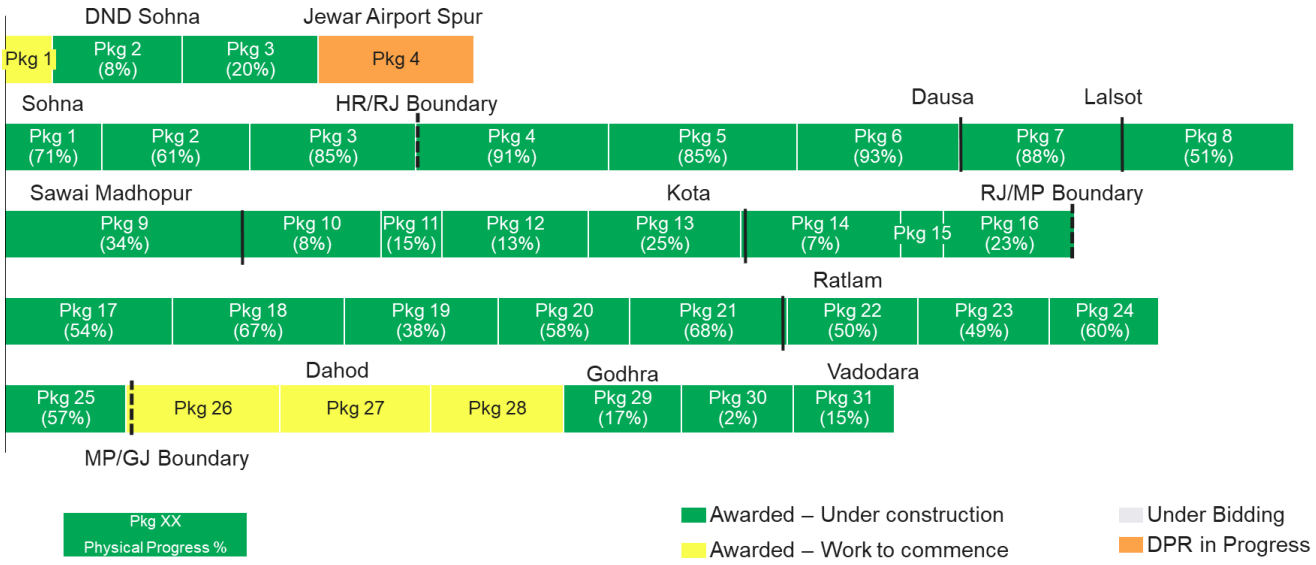

Vadodara – Mumbai (Virar) Section

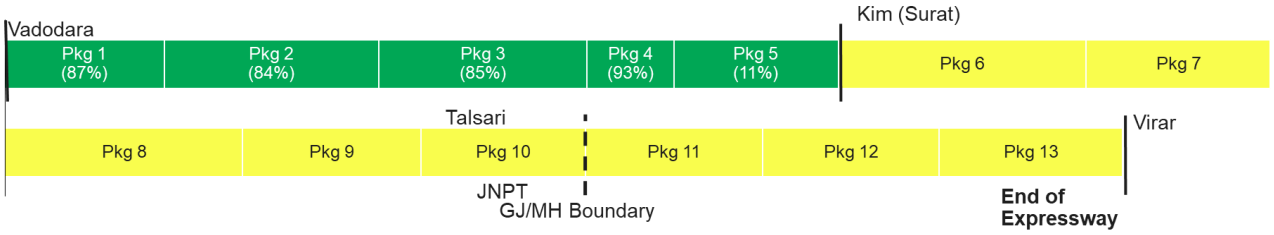

Spur to JNPT

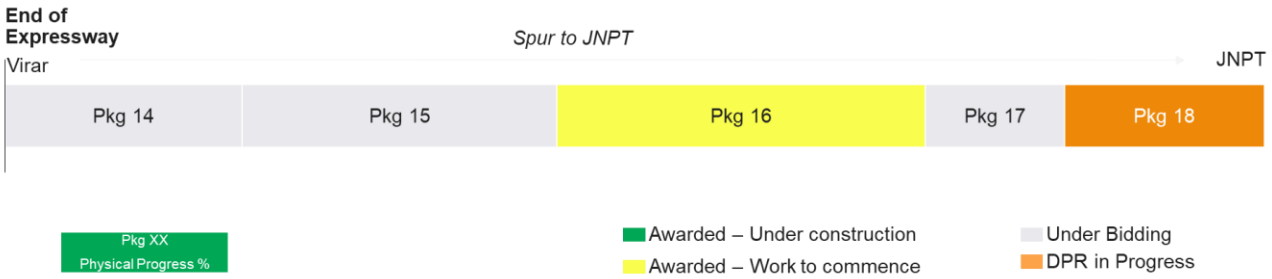

Delhi – Mumbai Expressway Package Level Status (as of November 11th, 2021)

#	State	Package	Chainage		Length (km)	Total Capital Cost (INR Cr.)	Status	Award Date	Date of Commenc-ement	Scheduled Completion Date	Concessionaire	Physical Progress (%)
			From	To								
1	Haryana	Pkg 1	0.000	9.000	9	1,881	Awarded - Work to Commence	31-Jul-20	-	-	M/s Dineshchandra R. Agrawal Infracon Pvt. Ltd.	-
2	Haryana	Pkg 2	9.000	33.000	25	1,832	Under Construction	30-Jul-20	10-Aug-21	11-Aug-23	M/s Dineshchandra R. Agrawal Infracon Pvt. Ltd.	8%
3	Haryana	Pkg 3	33.000	59.063	26	1,619	Under Construction	07-Aug-20	14-May-21	15-May-23	M/s Dineshchandra R. Agrawal Infracon Pvt. Ltd.	20%
4	Uttar Pradesh	Jewar Connectivity	0	30	30	1,231	DPR in Progress	-	-	-	-	-
Delhi – Faridabad - Sohna Total					90	6,564						
1	Haryana	Pkg 1	0.000	18.460	18	2,453	Under Construction	05-Mar-19	13-Sep-19	31-Mar-22	M/s APCO Infratech Pvt. Ltd.	71%
2	Haryana	Pkg 2	18.460	46.960	29	1,921	Under Construction	05-Mar-19	13-Sep-19	31-Mar-22	M/s APCO Infratech Pvt. Ltd.	61%
3	Haryana	Pkg 3	46.960	78.760	32	1,367	Under Construction	28-May-19	05-Sep-19	31-Mar-22	M/s Centrodorstroy India Pvt. Ltd	85%
4	Rajasthan	Pkg 4	78.760	115.660	37	1,375	Under Construction	09-Mar-19	10-Dec-19	31-Mar-22	M/s H.G. Infra Engineering Limited	91%
5	Rajasthan	Pkg 5	115.660	151.800	36	1,274	Under Construction	09-Mar-19	10-Dec-19	31-Mar-22	M/s KCC Buildcon Pvt. Ltd.	85%
6	Rajasthan	Pkg 6	151.800	182.960	31	1,328	Under Construction	09-Mar-19	20-Nov-19	31-Mar-22	M/s KCC Buildcon Pvt. Ltd.	93%
7	Rajasthan	Pkg 7	182.960	214.220	31	1,285	Under Construction	28-May-19	07-Feb-20	31-Mar-22	M/s Gawar Constructions Ltd.	88%
8	Rajasthan	Pkg 8	214.220	247.270	33	1,170	Under Construction	11-Feb-20	07-Nov-20	06-Nov-22	M/s H.G. Infra Engineering Limited	51%
9	Rajasthan	Pkg 9	247.270	292.910	46	1,605	Under Construction	26-Feb-20	18-Dec-20	17-Dec-22	M/s H.G. Infra Engineering Limited	34%
10	Rajasthan	Pkg 10	292.910	319.360	26	1,232	Under Construction	30-Jun-20	22-May-21	21-May-23	M/s Dhaya Maju Infrastructure (Asia) Sdn. Berhad - Crescent EPC Projects & Technical Services Ltd.	8%
11	Rajasthan	Pkg 11	319.360	330.990	12	1,139	Under Construction	19-Jun-20	22-May-21	21-May-23	M/s Larsen & Toubro Ltd.	15%
12	Rajasthan	Pkg 12	330.990	359.130	28	1,421	Under Construction	18-Jun-20	01-Apr-21	31-Mar-23	M/s G R Infraprojects Limited	13%
13	Rajasthan	Pkg 13	359.130	388.380	29	1,304	Under Construction	18-Jun-20	25-Mar-21	24-Mar-23	M/s CDS Infra Projects Limited	25%
14	Rajasthan	Pkg 14	388.380	418.960	31	1,088	Under Construction	30-Jun-20	24-May-21	23-May-23	M/s Dhaya Maju Infrastructure (Asia) Sdn. Berhad - Crescent EPC Projects & Technical Services Ltd.	7%
15	Rajasthan	Pkg 15	418.960	427.260	8	1,551	Under Construction	22-Dec-20	06-Jul-21	05-Jul-23	M/s Dilip Buildcon Ltd – M/s Altis Holding Corporation	-
16	Rajasthan	Pkg 16	427.260	452.390	25	885	Under Construction	08-Jul-20	05-Jan-21	04-Jan-23	M/s Dineshchandra R. Agrawal Infracon Pvt. Ltd.	23%
17	Madhya Pradesh	Pkg 17	452.390	484.390	32	1,207	Under Construction	11-Feb-20	08-Oct-20	31-Oct-22	M/s JiangXi Construction Engineering (Group) Corporation Ltd. - MKC Infrastructure Ltd. (JV)	54%
18	Madhya Pradesh	Pkg 18	484.390	517.390	33	1,490	Under Construction	01-Oct-19	07-Feb-20	31-Oct-22	M/s G R Infraprojects Limited	67%
19	Madhya Pradesh	Pkg 19	517.390	546.890	30	1,149	Under Construction	11-Feb-20	05-Nov-20	31-Oct-22	M/s JiangXi Construction Engineering (Group)	38%

#	State	Package	Chainage		Length (km)	Total Capital Cost (INR Cr.)	Status	Award Date	Date of Commenc-ement	Scheduled Completion Date	Concessionaire	Physical Progress (%)
			From	To								
											Corporation Ltd. - MKC Infrastructure Ltd. (JV)	
20	Madhya Pradesh	Pkg 20	546.890	572.190	25	967	Under Construction	08-Mar-19	06-Dec-19	31-Oct-22	M/s GHV (India) Pvt Ltd.	58%
21	Madhya Pradesh	Pkg 21	572.190	602.390	30	1,351	Under Construction	28-May-19	10-Dec-19	31-Oct-22	M/s G R Infraprojects Limited	68%
22	Madhya Pradesh	Pkg 22	602.390	627.390	25	1,369	Under Construction	19-Jun-20	20-Nov-20	31-Oct-22	M/s Larsen & Toubro Ltd.	50%
23	Madhya Pradesh	Pkg 23	627.390	652.690	25	1,323	Under Construction	07-Aug-19	29-May-20	31-Oct-22	M/s G R Infraprojects Limited	49%
24	Madhya Pradesh	Pkg 24	652.690	673.740	21	1,065	Under Construction	07-Aug-19	05-Mar-20	31-Oct-22	M/s G R Infraprojects Limited	60%
25	Madhya Pradesh	Pkg 25	673.740	696.890	23	1,262	Under Construction	07-Aug-19	05-Mar-20	31-Oct-22	M/s G R Infraprojects Limited	57%
26	Gujarat	Pkg 26	696.890	726.390	30	2,150	Awarded - Work to Commence	11-Nov-21	-	-	M/s Atlas Ltd	-
27	Gujarat	Pkg 27	726.390	755.390	29	1,047	Awarded - Work to Commence	30-Jul-21	-	-	M/s GHV (India) Pvt Ltd	-
28	Gujarat	Pkg 28	755.390	780.890	26	1,217	Awarded - Work to Commence	27-May-21	-	-	M/s GHV (India) Pvt Ltd	-
29	Gujarat	Pkg 29	780.890	803.390	23	1,099	Under Construction	23-Jul-20	16-Apr-21	15-Apr-23	M/s PNC Infratech Pvt. Ltd.	17%
30	Gujarat	Pkg 30	803.390	824.890	22	1,210	Under Construction	05-Oct-20	08-Sep-21	09-Sep-23	M/s Patel Infrastructure Limited	2%
31	Gujarat	Pkg 31	824.890	844.350	19	1,536	Under Construction	23-Jul-20	18-May-21	17-May-23	M/s PNC Infratech Pvt. Ltd.	15%
Delhi – Vadodara Total					844	41,841						
1	Gujarat	Pkg 1	355.000	378.740	24	3,108	Under Construction	20-Mar-18	18-Jan-19	31-Mar-22	M/s IRB Infrastructure Developers Ltd.	87%
2	Gujarat	Pkg 2	323.000	355.000	32	2,489	Under Construction	28-Mar-18	31-Jan-19	31-Mar-22	M/s IRCON International Limited	84%
3	Gujarat	Pkg 3	292.000	323.000	31	1,982	Under Construction	28-Mar-18	08-Mar-19	31-Mar-22	M/s Patel Infrastructure Limited	85%
4	Gujarat	Pkg 4	279.000	292.000	13	1,932	Under Construction	28-Mar-18	10-Dec-18	31-Mar-22	M/s Ashoka Buildcon Limited	93%
5	Gujarat	Pkg 5	254.430	279.000	25	1,793	Under Construction	28-Mar-18	01-Nov-19	31-Nov-22	M/s Sadbhav Engineering Pvt. Ltd.	11%
6	Gujarat	Pkg 6	217.500	254.430	37	4,032	Awarded - Work to Commence	30-Jul-20	-	-	M/s G R Infraprojects Limited	-
7	Gujarat	Pkg 7	190.000	217.500	28	3,291	Awarded - Work to Commence	31-Jul-20	-	-	M/s IRB Infrastructure Developers Ltd.	-
8	Gujarat	Pkg 8	154.600	190.000	35	3,633	Awarded - Work to Commence	27-May-21	-	-	M/s Roadway Solutions India Infra Ltd.	-
9	Gujarat	Pkg 9	128.000	154.600	27	2,287	Awarded - Work to Commence	30-Jul-21	-	-	M/s Roadway Solutions India Infra Ltd.	-
10	Gujarat	Pkg 10	103.400	128.000	25	2,369	Awarded - Work to Commence	30-Mar-21	-	-	M/s Roadway Solutions India Infra Ltd.	-
11	Maharashtra	Pkg 11	77.000	103.400	26	1,757	Awarded - Work to Commence	15-Oct-20	-	-	M/s RKC Infrabuilt Private Ltd.	-
12	Maharashtra	Pkg 12	50.700	77.000	26	2,032	Awarded - Work to Commence	15-Oct-20	-	-	M/s Montecarlo Limited	-
13	Maharashtra	Pkg 13	26.582	50.700	24	4,381	Awarded - Work to Commence	15-Oct-20	-	-	M/s G R Infraprojects Ltd.	-
		Pkg 13 (Spur to JNPT)	0.000	3.000	3				-	-		-

#	State	Package	Chainage		Length (km)	Total Capital Cost (INR Cr.)	Status	Award Date	Date of Commenc-ement	Scheduled Completion Date	Concessionaire	Physical Progress (%)
			From	To								
Vadodara – Virar Total					354	35,087						-
1	Maharashtra	Pkg 14 (Spur to JNPT)	3.000	20.200	17	2,268	Under Bidding	-	-	-	-	-
2	Maharashtra	Pkg 15 (Spur to JNPT)	20.200	43.000	23	3,326	Under Bidding	-	-	-	-	-
3	Maharashtra	Pkg 16 (Spur to JNPT)	43.000	69.700	27	3,912	Awarded - Work to Commence	29-Oct-21	-	-	M/s Shivalaya Construction Ltd.	-
4	Maharashtra	Pkg 17 (Spur to JNPT)	69.700	79.780	10	2,735	Under Bidding	-	-	-	-	-
5	Maharashtra	Pkg 18 (Spur to JNPT)	79.780	94.290	15	2,500	DPR in Progress	-	-	-	-	-
Virar – JNPT Total					90	14,741						
Delhi - Mumbai Total					1380	98,233						-