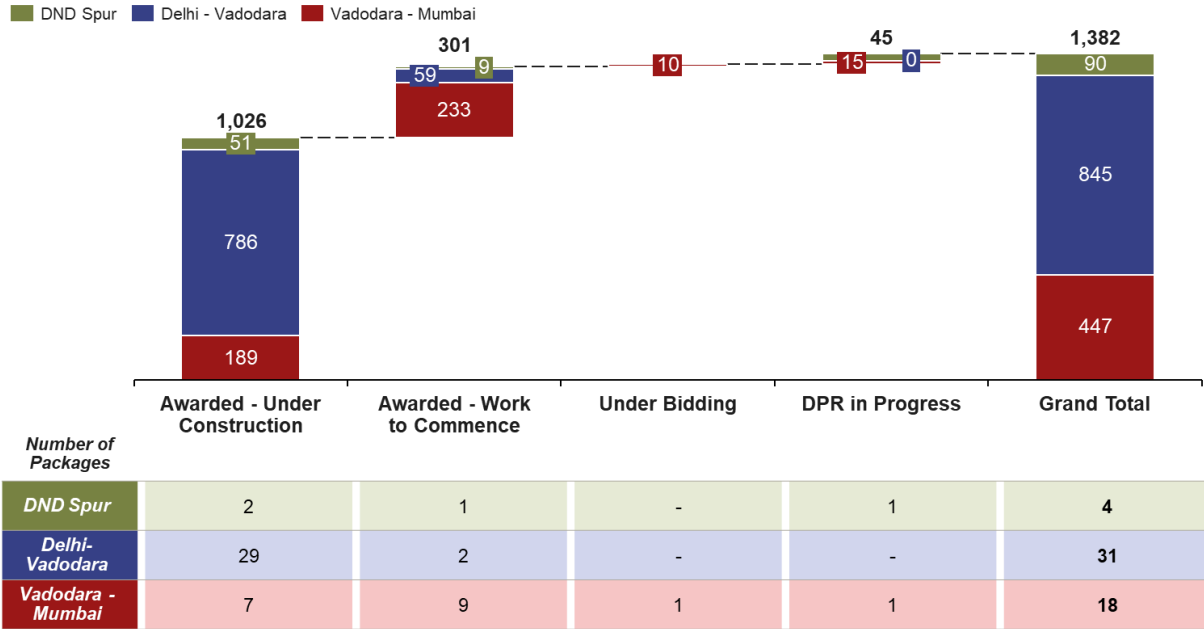


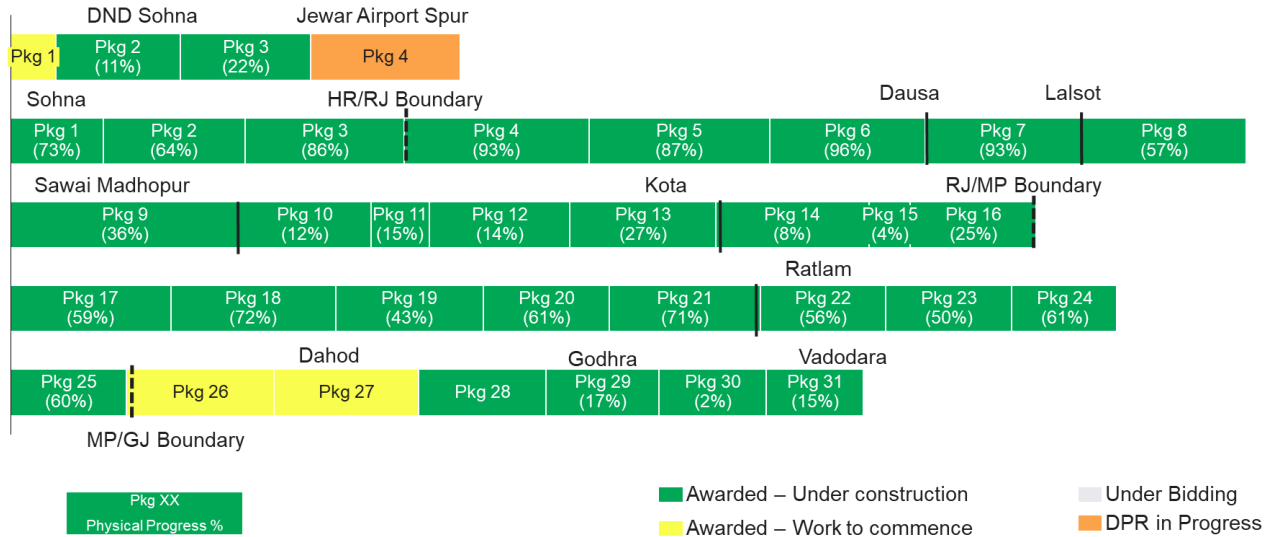
Delhi – Mumbai Expressway

Status as of December 15th, 2021
(Length in km)

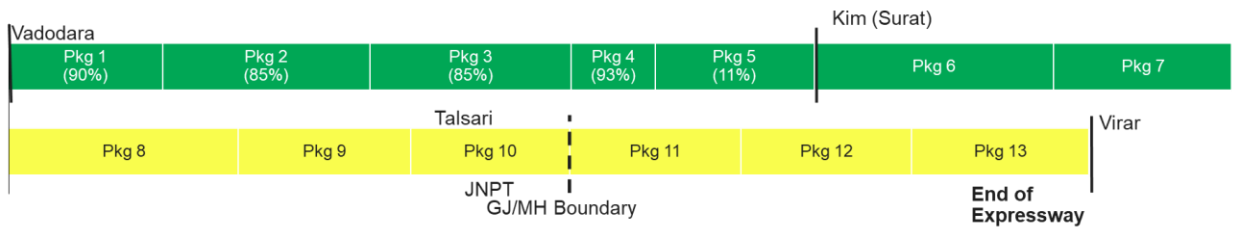


Key Plan (Status as of December 15th, 2021)


Delhi - Vadodara Section (Including Delhi-Faridabad-Sohna)



Vadodara – Mumbai (Virar) Section



Spur to JNPT



Delhi – Mumbai Expressway Package Level Status (as of December 15th, 2021)

| # | State | Package | Chainage | | Length (km) | Status | Award Date | Date of Commencement | Scheduled Completion Date | Concessionaire | Physical Progress (%) |
|--|---------------|--------------------|----------|---------|-------------|----------------------------|------------|----------------------|---------------------------|--|-----------------------|
| | | | From | To | | | | | | | |
| 1 | Haryana | Pkg 1 | 0.000 | 9.000 | 9 | Awarded - Work to Commence | 31-Jul-20 | - | - | M/s Dineshchandra R. Agrawal Infracon Pvt. Ltd. | - |
| 2 | Haryana | Pkg 2 | 9.000 | 33.000 | 25 | Under Construction | 30-Jul-20 | 10-Aug-21 | 11-Aug-23 | M/s Dineshchandra R. Agrawal Infracon Pvt. Ltd. | 11% |
| 3 | Haryana | Pkg 3 | 33.000 | 59.063 | 26 | Under Construction | 07-Aug-20 | 14-May-21 | 15-May-23 | M/s Dineshchandra R. Agrawal Infracon Pvt. Ltd. | 22% |
| 4 | Uttar Pradesh | Jewar Connectivity | 0 | 30 | 30 | DPR in Progress | - | - | - | - | - |
| Delhi – Faridabad - Sohna Total | | | | | 90 | | | | | | |
| 1 | Haryana | Pkg 1 | 0.000 | 18.460 | 18 | Under Construction | 05-Mar-19 | 13-Sep-19 | 30-Apr-22 | M/s APCO Infratech Pvt. Ltd. | 73% |
| 2 | Haryana | Pkg 2 | 18.460 | 46.960 | 29 | Under Construction | 05-Mar-19 | 13-Sep-19 | 30-Apr-22 | M/s APCO Infratech Pvt. Ltd. | 64% |
| 3 | Haryana | Pkg 3 | 46.960 | 78.760 | 32 | Under Construction | 28-May-19 | 05-Sep-19 | 30-Apr-22 | M/s Centrodorstroy India Pvt. Ltd. | 86% |
| 4 | Rajasthan | Pkg 4 | 78.760 | 115.660 | 37 | Under Construction | 09-Mar-19 | 10-Dec-19 | 30-Apr-22 | M/s H.G. Infra Engineering Limited | 93% |
| 5 | Rajasthan | Pkg 5 | 115.660 | 151.800 | 36 | Under Construction | 09-Mar-19 | 10-Dec-19 | 30-Apr-22 | M/s KCC Buildcon Pvt. Ltd. | 87% |
| 6 | Rajasthan | Pkg 6 | 151.800 | 182.960 | 31 | Under Construction | 09-Mar-19 | 20-Nov-19 | 30-Apr-22 | M/s KCC Buildcon Pvt. Ltd. | 96% |
| 7 | Rajasthan | Pkg 7 | 182.960 | 214.220 | 31 | Under Construction | 28-May-19 | 07-Feb-20 | 30-Apr-22 | M/s Gawar Constructions Ltd. | 93% |
| 8 | Rajasthan | Pkg 8 | 214.220 | 247.270 | 33 | Under Construction | 11-Feb-20 | 07-Nov-20 | 06-Nov-22 | M/s H.G. Infra Engineering Limited | 57% |
| 9 | Rajasthan | Pkg 9 | 247.270 | 292.910 | 46 | Under Construction | 26-Feb-20 | 18-Dec-20 | 17-Dec-22 | M/s H.G. Infra Engineering Limited | 36% |
| 10 | Rajasthan | Pkg 10 | 292.910 | 319.360 | 26 | Under Construction | 30-Jun-20 | 22-May-21 | 21-May-23 | M/s Dhaya Maju Infrastructure (Asia) Sdn. Berhad - Crescent EPC Projects & Technical Services Ltd. | 12% |
| 11 | Rajasthan | Pkg 11 | 319.360 | 330.990 | 12 | Under Construction | 19-Jun-20 | 22-May-21 | 21-May-23 | M/s Larsen & Toubro Ltd. | 15% |
| 12 | Rajasthan | Pkg 12 | 330.990 | 359.130 | 28 | Under Construction | 18-Jun-20 | 01-Apr-21 | 31-Mar-23 | M/s GR Infraprojects Limited | 14% |
| 13 | Rajasthan | Pkg 13 | 359.130 | 388.380 | 29 | Under Construction | 18-Jun-20 | 25-Mar-21 | 24-Mar-23 | M/s CDS Infra Projects Limited | 27% |
| 14 | Rajasthan | Pkg 14 | 388.380 | 418.960 | 31 | Under Construction | 30-Jun-20 | 24-May-21 | 23-May-23 | M/s Dhaya Maju Infrastructure (Asia) Sdn. Berhad - Crescent EPC Projects & Technical Services Ltd. | 8% |
| 15 | Rajasthan | Pkg 15 | 418.960 | 427.260 | 8 | Under Construction | 22-Dec-20 | 06-Jul-21 | 05-Jul-23 | M/s Dilip Buildcon Ltd – M/s Altis Holding Corporation | 4% |

| # | State | Package | Chainage | | Length (km) | Status | Award Date | Date of Commencement | Scheduled Completion Date | Concessionaire | Physical Progress (%) |
|-------------------------------|----------------|---------|----------|---------|-------------|----------------------------|------------|----------------------|---------------------------|--|-----------------------|
| | | | From | To | | | | | | | |
| 16 | Rajasthan | Pkg 16 | 427.260 | 452.390 | 25 | Under Construction | 08-Jul-20 | 05-Jan-21 | 04-Jan-23 | M/s Dineshchandra R. Agrawal Infracon Pvt. Ltd. | 25% |
| 17 | Madhya Pradesh | Pkg 17 | 452.390 | 484.390 | 32 | Under Construction | 11-Feb-20 | 08-Oct-20 | 31-Oct-22 | M/s JiangXi Construction Engineering (Group) Corporation Ltd. - MKC Infrastructure Ltd. (JV) | 59% |
| 18 | Madhya Pradesh | Pkg 18 | 484.390 | 517.390 | 33 | Under Construction | 01-Oct-19 | 07-Feb-20 | 31-Oct-22 | M/s G R Infra projects Limited | 72% |
| 19 | Madhya Pradesh | Pkg 19 | 517.390 | 546.890 | 30 | Under Construction | 11-Feb-20 | 05-Nov-20 | 31-Oct-22 | M/s JiangXi Construction Engineering (Group) Corporation Ltd. - MKC Infrastructure Ltd. (JV) | 43% |
| 20 | Madhya Pradesh | Pkg 20 | 546.890 | 572.190 | 25 | Under Construction | 08-Mar-19 | 06-Dec-19 | 31-Oct-22 | M/s GHV (India) Pvt Ltd. | 61% |
| 21 | Madhya Pradesh | Pkg 21 | 572.190 | 602.390 | 30 | Under Construction | 28-May-19 | 10-Dec-19 | 31-Oct-22 | M/s G R Infra projects Limited | 71% |
| 22 | Madhya Pradesh | Pkg 22 | 602.390 | 627.390 | 25 | Under Construction | 19-Jun-20 | 20-Nov-20 | 31-Oct-22 | M/s Larsen & Toubro Ltd. | 56% |
| 23 | Madhya Pradesh | Pkg 23 | 627.390 | 652.690 | 25 | Under Construction | 07-Aug-19 | 29-May-20 | 31-Oct-22 | M/s G R Infra projects Limited | 50% |
| 24 | Madhya Pradesh | Pkg 24 | 652.690 | 673.740 | 21 | Under Construction | 07-Aug-19 | 05-Mar-20 | 31-Oct-22 | M/s G R Infra projects Limited | 61% |
| 25 | Madhya Pradesh | Pkg 25 | 673.740 | 696.890 | 23 | Under Construction | 07-Aug-19 | 05-Mar-20 | 31-Oct-22 | M/s G R Infra projects Limited | 60% |
| 26 | Gujarat | Pkg 26 | 696.890 | 726.390 | 30 | Awarded - Work to Commence | 11-Nov-21 | - | - | M/s Atlas Ltd | - |
| 27 | Gujarat | Pkg 27 | 726.390 | 755.390 | 29 | Awarded - Work to Commence | 30-Jul-21 | - | - | M/s GHV (India) Pvt Ltd | - |
| 28 | Gujarat | Pkg 28 | 755.390 | 780.890 | 26 | Under Construction | 27-May-21 | 16-Nov-21 | 16-Nov-23 | M/s GHV (India) Pvt Ltd | - |
| 29 | Gujarat | Pkg 29 | 780.890 | 803.390 | 23 | Under Construction | 23-Jul-20 | 16-Apr-21 | 15-Apr-23 | M/s PNC Inf ratech Pvt. Ltd. | 17% |
| 30 | Gujarat | Pkg 30 | 803.390 | 824.890 | 22 | Under Construction | 05-Oct-20 | 08-Sep-21 | 09-Sep-23 | M/s Patel Infrastructure Limited | 2% |
| 31 | Gujarat | Pkg 31 | 824.890 | 844.350 | 19 | Under Construction | 23-Jul-20 | 18-May-21 | 17-May-23 | M/s PNC Inf ratech Pvt. Ltd. | 15% |
| Delhi – Vadodara Total | | | | | 845 | | | | | | |
| 1 | Gujarat | Pkg 1 | 355.000 | 378.740 | 24 | Under Construction | 20-Mar-18 | 18-Jan-19 | 31-Mar-22 | M/s IRB Infrastructure Developers Ltd. | 90% |
| 2 | Gujarat | Pkg 2 | 323.000 | 355.000 | 32 | Under Construction | 28-Mar-18 | 31-Jan-19 | 31-Mar-22 | M/s IRCON International Limited | 85% |
| 3 | Gujarat | Pkg 3 | 292.000 | 323.000 | 31 | Under Construction | 28-Mar-18 | 08-Mar-19 | 31-Mar-22 | M/s Patel Infrastructure Limited | 85% |
| 4 | Gujarat | Pkg 4 | 279.000 | 292.000 | 13 | Under Construction | 28-Mar-18 | 10-Dec-18 | 31-Mar-22 | M/s Ashoka Buildcon Limited | 93% |

| # | State | Package | Chainage | | Length (km) | Status | Award Date | Date of Commencement | Scheduled Completion Date | Concessionaire | Physical Progress (%) |
|-------------------------------|-------------|-----------------------|----------|---------|-------------|----------------------------|------------|----------------------|---------------------------|---|-----------------------|
| | | | From | To | | | | | | | |
| 5 | Gujarat | Pkg 5 | 254.430 | 279.000 | 25 | Under Construction | 28-Mar-18 | 01-Nov-19 | 31-Nov-22 | M/s Sadbhav Engineering Pvt. Ltd. | 11% |
| 6 | Gujarat | Pkg 6 | 217.500 | 254.430 | 37 | Under Construction | 30-Jul-20 | 10-Dec-21 | 11-Dec-23 | M/s G R Infra projects Limited | - |
| 7 | Gujarat | Pkg 7 | 190.000 | 217.500 | 28 | Under Construction | 31-Jul-20 | 10-Dec-21 | 11-Dec-23 | M/s IRB Infrastructure Developers Ltd. | - |
| 8 | Gujarat | Pkg 8 | 154.600 | 190.000 | 35 | Awarded - Work to Commence | 27-May-21 | - | - | M/s Roadway Solutions India Infra Ltd. | - |
| 9 | Gujarat | Pkg 9 | 128.000 | 154.600 | 27 | Awarded - Work to Commence | 30-Jul-21 | - | - | M/s Roadway Solutions India Infra Ltd. | - |
| 10 | Gujarat | Pkg 10 | 103.400 | 128.000 | 25 | Awarded - Work to Commence | 30-Mar-21 | - | - | M/s Roadway Solutions India Infra Ltd. | - |
| 11 | Maharashtra | Pkg 11 | 77.000 | 103.400 | 26 | Awarded - Work to Commence | 15-Oct-20 | - | - | M/s RKC Infra built Private Ltd. | - |
| 12 | Maharashtra | Pkg 12 | 50.700 | 77.000 | 26 | Awarded - Work to Commence | 15-Oct-20 | - | - | M/s Montecarlo Limited | - |
| 13 | Maharashtra | Pkg 13 | 26.582 | 50.700 | 24 | Awarded - Work to Commence | 15-Oct-20 | - | - | M/s G R Infra projects Ltd. | - |
| | | Pkg 13 (Spur to JNPT) | 0.000 | 3.000 | 3 | | | - | - | | - |
| Vadodara – Virar Total | | | | | 355 | | | | | | - |
| 1 | Maharashtra | Pkg 14 (Spur to JNPT) | 3.000 | 20.200 | 17 | Awarded - Work to Commence | 30-Nov-21 | - | - | M/s IRCON International Limited | - |
| 2 | Maharashtra | Pkg 15 (Spur to JNPT) | 20.200 | 43.000 | 23 | Awarded - Work to Commence | 30-Nov-21 | - | - | M/s Agroh Infrastructre & Developer Pvt. Ltd. | - |
| 3 | Maharashtra | Pkg 16 (Spur to JNPT) | 43.000 | 69.700 | 27 | Awarded - Work to Commence | 29-Oct-21 | - | - | M/s Shivalaya Construction Ltd. | - |
| 4 | Maharashtra | Pkg 17 (Spur to JNPT) | 69.700 | 79.780 | 10 | Under Bidding | - | - | - | - | - |
| 5 | Maharashtra | Pkg 18 (Spur to JNPT) | 79.780 | 94.290 | 15 | DPR in Progress | - | - | - | - | - |
| Virar – JNPT Total | | | | | 91 | | | | | | |
| Delhi - Mumbai Total | | | | | 1382 | | | | | | - |