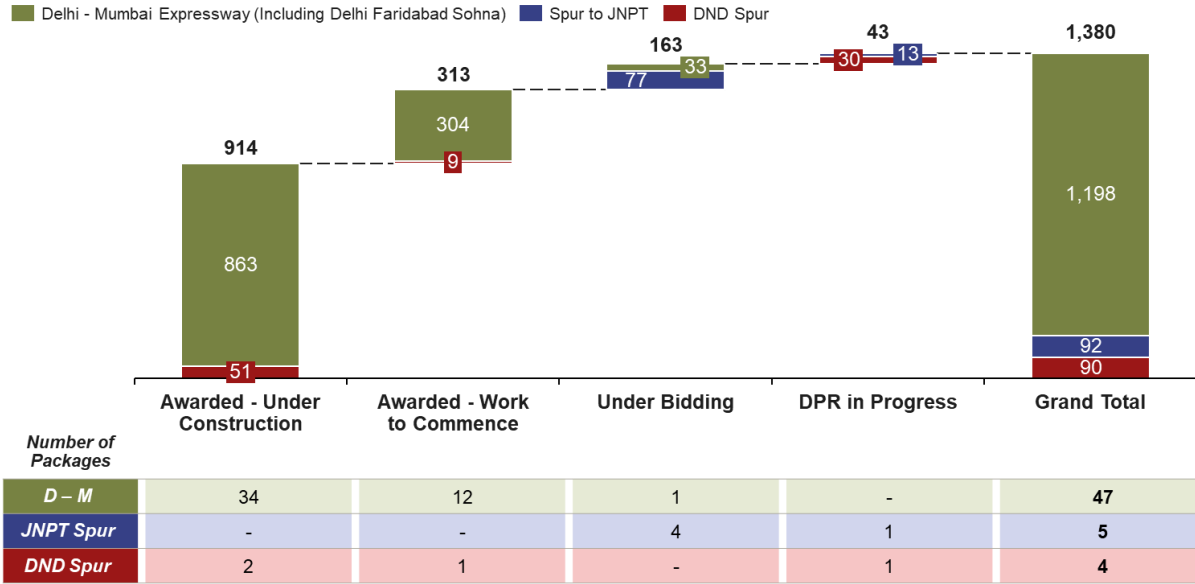


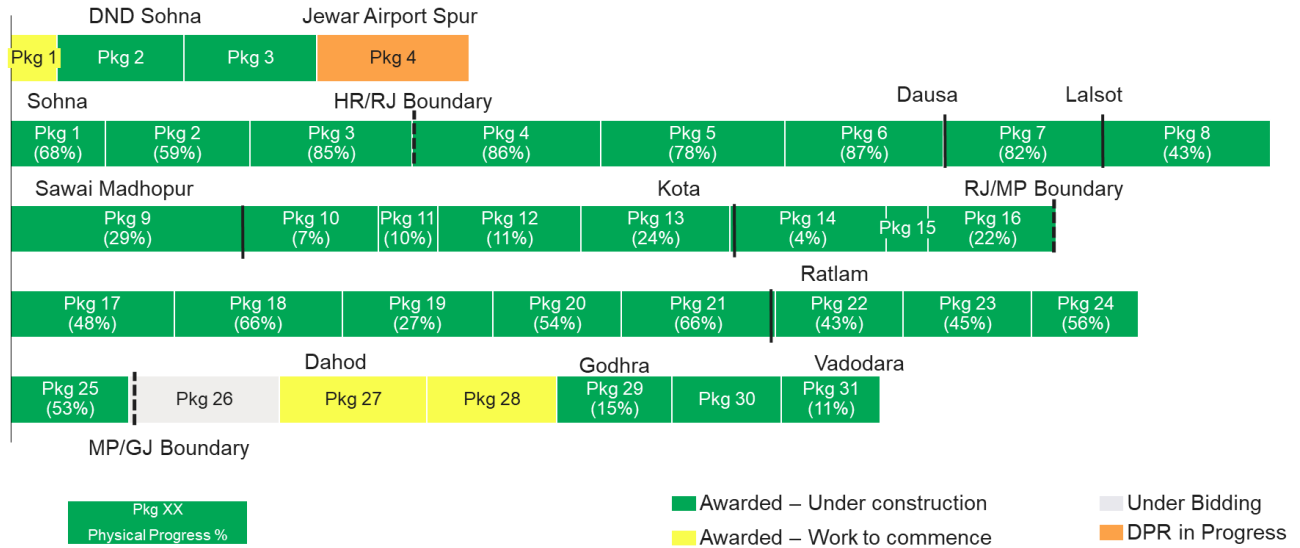
Delhi – Mumbai Expressway

Status as of October 20th, 2021
(Length in km)

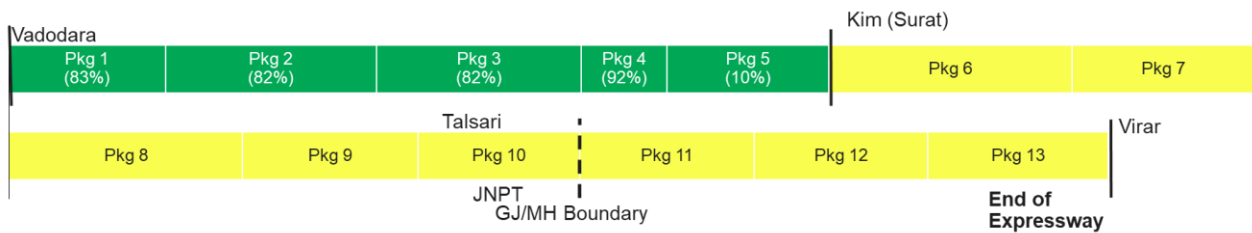


Key Plan (Status as of October 20th, 2021)


Delhi - Vadodara Section (Including Delhi-Faridabad-Sohna)



Vadodara – Mumbai (Virar) Section



Spur to JNPT



Delhi – Mumbai Expressway Package Level Status (as of October 20th, 2021)

#	State	Package	Chainage		Length (km)	Status	Award Date	Date of Commencement	Scheduled Completion Date	Concessionaire	Physical Progress (%)
			From	To							
1	Haryana	Pkg 1	0.000	9.000	9	Awarded - Work to Commence	31-Jul-20	-	-	M/s Dineshchandra R. Agrawal Infracon Pvt. Ltd.	-
2	Haryana	Pkg 2	9.000	33.000	25	Under Construction	30-Jul-20	10-Aug-21	11-Aug-23	M/s Dineshchandra R. Agrawal Infracon Pvt. Ltd.	-
3	Haryana	Pkg 3	33.000	59.063	26	Under Construction	07-Aug-20	14-May-21	15-May-23	M/s Dineshchandra R. Agrawal Infracon Pvt. Ltd.	-
4	Uttar Pradesh	Jewa Connectivity	0	30	30	DPR in Progress	-	-	-	-	-
Delhi – Faridabad - Sohna Total					90						
1	Haryana	Pkg 1	0.000	18.460	18	Under Construction	05-Mar-19	13-Sep-19	11-Dec-21	M/s APCO Infratech Pvt. Ltd.	68%
2	Haryana	Pkg 2	18.460	46.960	29	Under Construction	05-Mar-19	13-Sep-19	11-Dec-21	M/s APCO Infratech Pvt. Ltd.	59%
3	Haryana	Pkg 3	46.960	78.760	32	Under Construction	28-May-19	05-Sep-19	03-Dec-21	M/s Centrodorstroy India Pvt. Ltd.	85%
4	Rajasthan	Pkg 4	78.760	115.660	37	Under Construction	09-Mar-19	10-Dec-19	08-Dec-21	M/s H.G. Infra Engineering Limited	86%
5	Rajasthan	Pkg 5	115.660	151.800	36	Under Construction	09-Mar-19	10-Dec-19	08-Dec-21	M/s KCC Buildcon Pvt. Ltd.	78%
6	Rajasthan	Pkg 6	151.800	182.960	31	Under Construction	09-Mar-19	20-Nov-19	19-Nov-21	M/s KCC Buildcon Pvt. Ltd.	87%
7	Rajasthan	Pkg 7	182.960	214.220	31	Under Construction	28-May-19	07-Feb-20	06-Feb-22	M/s Gawar Constructions Ltd.	82%
8	Rajasthan	Pkg 8	214.220	247.270	33	Under Construction	11-Feb-20	07-Nov-20	06-Nov-22	M/s H.G. Infra Engineering Limited	43%
9	Rajasthan	Pkg 9	247.270	292.910	46	Under Construction	26-Feb-20	18-Dec-20	17-Dec-22	M/s H.G. Infra Engineering Limited	29%
10	Rajasthan	Pkg 10	292.910	319.360	26	Under Construction	30-Jun-20	22-May-21	21-May-23	M/s Dhaya Maju Infrastructure (Asia) Sdn. Berhad - Crescent EPC Projects & Technical Services Ltd.	7%
11	Rajasthan	Pkg 11	319.360	330.990	12	Under Construction	19-Jun-20	22-May-21	21-May-23	M/s Larsen & Toubro Ltd.	10%
12	Rajasthan	Pkg 12	330.990	359.130	28	Under Construction	18-Jun-20	01-Apr-21	31-Mar-23	M/s G R Infraprojects Limited	11%
13	Rajasthan	Pkg 13	359.130	388.380	29	Under Construction	18-Jun-20	25-Mar-21	24-Mar-23	M/s CDS Infra Projects Limited	24%
14	Rajasthan	Pkg 14	388.380	418.960	31	Under Construction	30-Jun-20	24-May-21	23-May-23	M/s Dhaya Maju Infrastructure (Asia) Sdn. Berhad - Crescent EPC Projects & Technical Services Ltd.	4%
15	Rajasthan	Pkg 15	418.960	427.260	8	Under Construction	22-Dec-20	06-Jul-21	05-Jul-23	M/s Dilip Buildcon Ltd – M/s Altis Holding Corporation	-

#	State	Package	Chainage		Length (km)	Status	Award Date	Date of Commencement	Scheduled Completion Date	Concessionaire	Physical Progress (%)
			From	To							
16	Rajasthan	Pkg 16	427.260	452.390	25	Under Construction	08-Jul-20	05-Jan-21	04-Jan-23	M/s Dineshchandra R. Agrawal Infracon Pvt. Ltd.	22%
17	Madhya Pradesh	Pkg 17	452.390	484.390	32	Under Construction	11-Feb-20	08-Oct-20	07-Oct-22	M/s JiangXi Construction Engineering (Group) Corporation Ltd. - MKC Infrastructure Ltd. (JV)	48%
18	Madhya Pradesh	Pkg 18	484.390	517.390	33	Under Construction	01-Oct-19	07-Feb-20	06-Feb-22	M/s G R Infraprojects Limited	66%
19	Madhya Pradesh	Pkg 19	517.390	546.890	30	Under Construction	11-Feb-20	05-Nov-20	04-Nov-22	M/s JiangXi Construction Engineering (Group) Corporation Ltd. - MKC Infrastructure Ltd. (JV)	27%
20	Madhya Pradesh	Pkg 20	546.890	572.190	25	Under Construction	08-Mar-19	06-Dec-19	05-Dec-21	M/s GHV (India) Pvt Ltd.	54%
21	Madhya Pradesh	Pkg 21	572.190	602.390	30	Under Construction	28-May-19	10-Dec-19	09-Dec-21	M/s G R Infraprojects Limited	66%
22	Madhya Pradesh	Pkg 22	602.390	627.390	25	Under Construction	19-Jun-20	20-Nov-20	19-Nov-22	M/s Larsen & Toubro Ltd.	43%
23	Madhya Pradesh	Pkg 23	627.390	652.690	25	Under Construction	07-Aug-19	29-May-20	28-May-22	M/s G R Infraprojects Limited	45%
24	Madhya Pradesh	Pkg 24	652.690	673.740	21	Under Construction	07-Aug-19	05-Mar-20	04-Mar-22	M/s G R Infraprojects Limited	56%
25	Madhya Pradesh	Pkg 25	673.740	696.890	23	Under Construction	07-Aug-19	05-Mar-20	04-Mar-22	M/s G R Infraprojects Limited	53%
26	Gujarat	Pkg 26	696.890	726.390	30	Under Evaluation	-	-	-	-	-
27	Gujarat	Pkg 27	726.390	755.390	29	Awarded - Work to Commence	30-Jul-21	-	-	M/s GHV (India) Pvt Ltd	-
28	Gujarat	Pkg 28	755.390	780.890	26	Awarded - Work to Commence	27-May-21	-	-	M/s GHV (India) Pvt Ltd	-
29	Gujarat	Pkg 29	780.890	803.390	23	Under Construction	23-Jul-20	16-Apr-21	15-Apr-23	M/s PNC Infratech Pvt. Ltd.	15%
30	Gujarat	Pkg 30	803.390	824.890	22	Under Construction	05-Oct-20	08-Sep-21	09-Sep-23	M/s Patel Infrastructure Limited	-
31	Gujarat	Pkg 31	824.890	844.350	19	Under Construction	23-Jul-20	18-May-21	17-May-23	M/s PNC Infratech Pvt. Ltd.	11%
Delhi – Vadodara Total					844						
1	Gujarat	Pkg 1	355.000	378.740	24	Under Construction	20-Mar-18	18-Jan-19	17-Nov-21	M/s IRB Infrastructure Developers Ltd.	83%
2	Gujarat	Pkg 2	323.000	355.000	32	Under Construction	28-Mar-18	31-Jan-19	30-Nov-21	M/s IRCON International Limited	82%
3	Gujarat	Pkg 3	292.000	323.000	31	Under Construction	28-Mar-18	08-Mar-19	07-Nov-21	M/s Patel Infrastructure Limited	82%
4	Gujarat	Pkg 4	279.000	292.000	13	Under Construction	28-Mar-18	10-Dec-18	08-Nov-21	M/s Ashoka Buildcon Limited	92%

#	State	Package	Chainage		Length (km)	Status	Award Date	Date of Commencement	Scheduled Completion Date	Concessionaire	Physical Progress (%)
			From	To							
5	Gujarat	Pkg 5	254.430	279.000	25	Under Construction	28-Mar-18	01-Nov-19	31-Nov-21	M/s Sadbhav Engineering Pvt. Ltd.	10%
6	Gujarat	Pkg 6	217.500	254.430	37	Awarded - Work to Commence	30-Jul-20	-	-	M/s G R Infraprojects Limited	-
7	Gujarat	Pkg 7	190.000	217.500	28	Awarded - Work to Commence	31-Jul-20	-	-	M/s IRB Infrastructure Developers Ltd.	-
8	Gujarat	Pkg 8	154.600	190.000	35	Awarded - Work to Commence	27-May-21	-	-	M/s Roadway Solutions India Infra Ltd.	-
9	Gujarat	Pkg 9	128.000	154.600	27	Awarded - Work to Commence	30-Jul-21	-	-	M/s Roadway Solutions India Infra Ltd.	-
10	Gujarat	Pkg 10	103.400	128.000	25	Awarded - Work to Commence	30-Mar-21	-	-	M/s Roadway Solutions India Infra Ltd.	-
11	Maharashtra	Pkg 11	77.000	103.400	26	Awarded - Work to Commence	15-Oct-20	-	-	M/s RKC Infrabuilt Private Ltd.	-
12	Maharashtra	Pkg 12	50.700	77.000	26	Awarded - Work to Commence	15-Oct-20	-	-	M/s Montecarlo Limited	-
13	Maharashtra	Pkg 13	26.582	50.700	24	Awarded - Work to Commence	15-Oct-20	-	-	M/s G R Infraprojects Ltd.	-
		Pkg 13 (Spur to JNPT)	0.000	3.000	3			-	-		-
Vadodara – Virar Total					354						-
1	Maharashtra	Pkg 14 (Spur to JNPT)	3.000	20.200	17	Under Bidding	-	-	-	-	-
2	Maharashtra	Pkg 15 (Spur to JNPT)	20.200	43.000	23	Under Bidding	-	-	-	-	-
3	Maharashtra	Pkg 16 (Spur to JNPT)	43.000	69.700	27	Under Bidding	-	-	-	-	-
4	Maharashtra	Pkg 17 (Spur to JNPT)	69.700	79.780	10	Under Bidding	-	-	-	-	-
5	Maharashtra	Pkg 18 (Spur to JNPT)	79.780	94.290	15	DPR in Progress	-	-	-	-	-
Virar – JNPT Total					92						
Delhi - Mumbai Total					1380						-